



## Overview on 704 Gloss & Matte Coatings

The following images and notes are deigned to help he end user to understand the differences between the 704 Gloss and Matte variants.

### Key points for both variants

- **exceptionally** durable
- heat resistant and non combustible (BRI certified)
- can be applied to all stone and concrete surfaces
- can be applied to wood which is used for internal applications
- resistant to almost all solvents and are resistant to almost all domestic staining agents
- prevents acid etching on marble surface
- when not diluted, provides excellent graffiti protection
- can be diluted with IPA (Isopropyl Alcohol.)
- be multi coated easily


Application is by brush, roller or spray.

Curing takes approximately 12 hours.

The 704 coatings can be offered as a coloured variant, eg for garage forecourts or bridges / underpasses.

In all instances the 704 coatings are visible and are often chosen as they significantly enrichen stone surfaces.

The following images show the key visual differences between the Gloss and Matte variants.




The coated sample was held in strong sunlight.

No reflection of sunlight from the matte variant which has been applied as a full, non diluted layer.


Strong reflection from the gloss variant. Applied as full, non diluted variant.

The coating will be approximately 30 microns.

The coatings were applied by brush.




This photograph was taken with a "flash" , in order to show the difference between the coatings.



These images show the colour enrichment when the 704 coating is applied to a high quality sand stone.

In all instances stone which is coated with 704 becomes enriched.

*Please consider 7620 or one of our nano scale coatings if undetectable coatings are required. These coating offer excellent protection but they do not offer the same performance characteristics of the 704 coatings .*



### **Dilution of 704 explained**

The 704 coating can be easily diluted with IPA

A frequently asked question is **“What is the purpose in diluting 704?”**


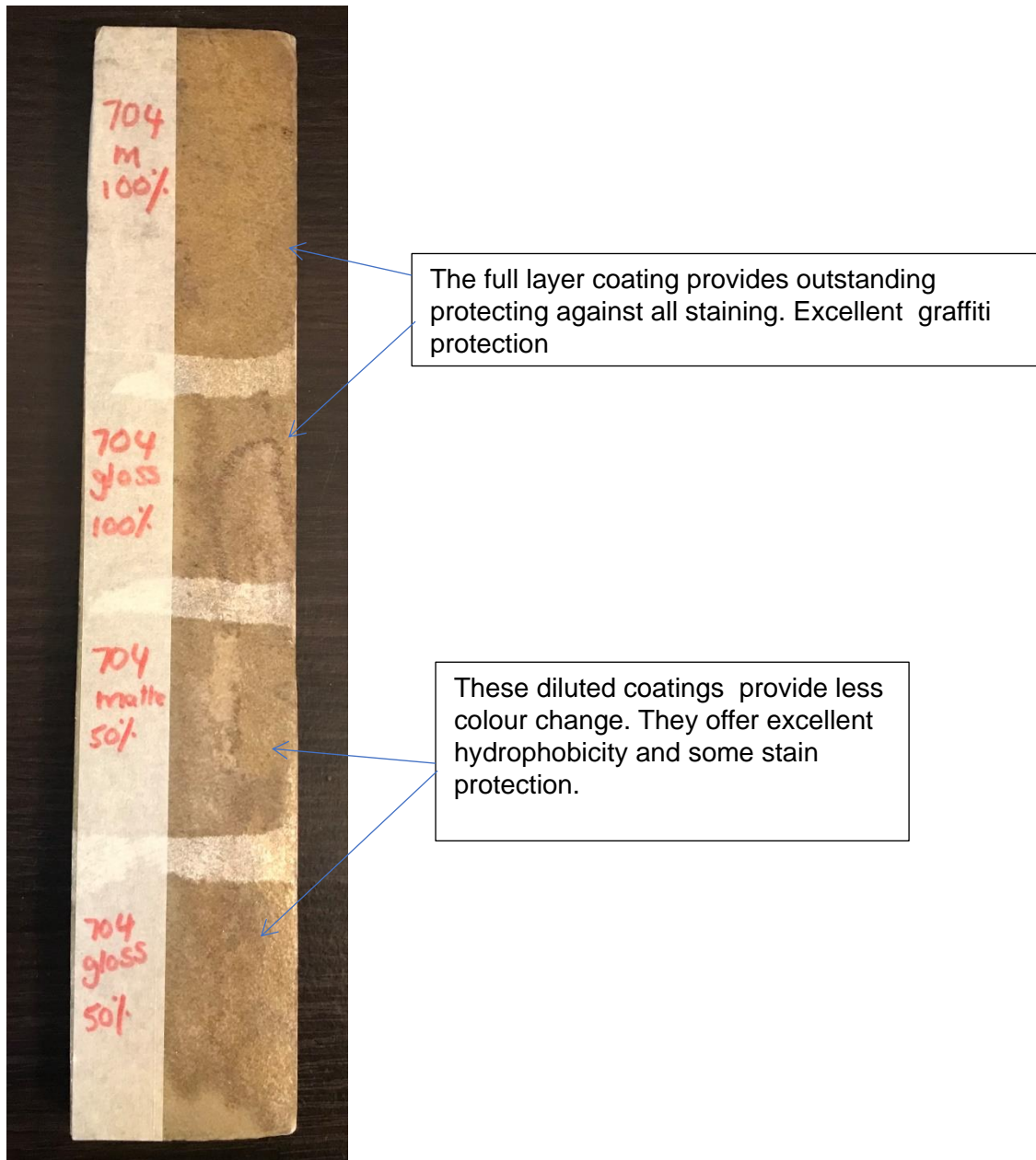
There is not one answer to this question but here are the answers to this question.

By diluting 704 you can create an undercoat layer which will readily absorb into certain surfaces thus offering an enhanced bonding. The second coat should be applied within approximately 30 minutes. This process is often used when coating marble or cementitious surfaces.

By diluting 704 you can create a thinner layer which has less impact on the colour enhancement. In some instances the end user wishes to have less colour change.

By diluting 704 you can gain a highly effective hydrophobic layer, if this is the main objective, as stain resistance may not be a desired characteristic. The 704 can be diluted up to 50% (50% 704 and 50% IPA)

By diluting 704 you can gain the exact performance and appearance characteristics you seek.



Please refer to our web page and catalogue for more detailed information about coverage etc.